

VISCOSEAL[®]

SYRINGE Sodium Hyaluronate 0.5%

ACCELERATING POST-ARTHROSCOPY RECOVERY



TRB

Your experience
Your expertise
Your expectations

VISCOSEAL[®]

SYRINGE



OUR SOLUTION FOR JOINT RECOVERY



Arthroscopy, particularly knee arthroscopy, is a commonly used technique worldwide. Nevertheless, patients may suffer from post-operative complications such as pain, swelling, and impaired mobility of the joint in the short-term due to the lack of synovial fluid in the joint.¹







Viscoseal has been specially developed to replace the synovial fluid post-arthroscopy and therefore to prevent post-operative complications.



VISCOSEAL[®]

SYRINGE

PRODUCT CHARACTERISTICS

 <p>CONCENTRATION CLOSE TO THAT OF HEALTHY SYNOVIAL FLUID</p> <p>0.5% sodium hyaluronate (50 mg/10 ml)</p>	 <p>FREE OF ANIMAL PROTEINS</p> <p>Sodium hyaluronate obtained by biofermentation</p>	 <p>PHYSIOLOGICAL</p> <p>Isotonic solution with a physiological pH</p>
 <p>READY-TO-USE</p> <p>10 ml pre-filled syringe</p>	 <p>SAFE NEEDLE ATTACHMENT</p> <p>Latex-free syringe equipped with a Luer lock</p>	 <p>FACILITATION OF ASEPTIC USE</p> <p>Sterile in the blister</p>

THE ADVANTAGES OF VISCOSEAL SYRINGE

Temporarily replaces the synovial fluid post-arthroscopy thanks to the lubricating and shock-absorbing properties of sodium hyaluronate²

Displaces the irrigating solution left in the joint space, therefore preventing cartilage metabolism impairment^{3,4}

Provides an alternative to local anaesthetics and corticosteroids, which have been shown to be chondrotoxic⁵⁻⁹

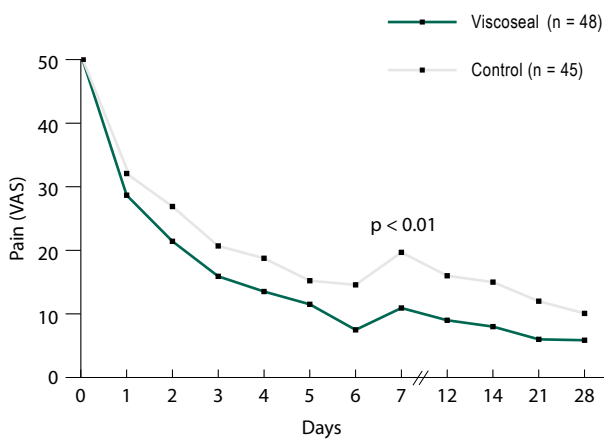
VISCOSEAL[®]

SYRINGE

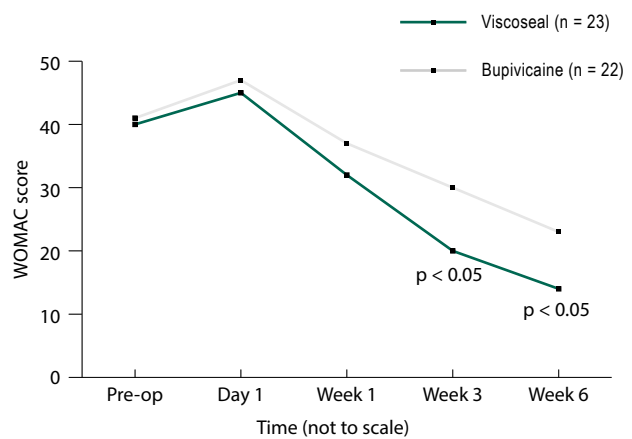


PROVEN EFFICACY AND SAFETY FOR PATIENTS

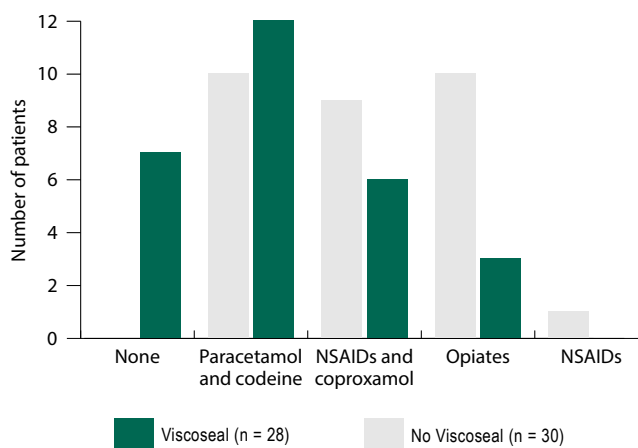
Less pain after surgery¹⁰



Improved joint function and mobility¹¹



Reduced analgesic consumption¹⁵



After arthroscopy, Viscoseal Syringe:

- Reduces post-operative pain^{1,10-16} and effusion^{1,11-13,16}
- Improves joint function and mobility^{11,16,17}
- Reduces analgesic consumption^{11,14,15}
- Reduces the time to discharge from hospital^{14,16}
- Has an excellent safety profile^{1,10,12-19}



VISCOSEAL[®]

SYRINGE

Instructions for use

VISCOSEAL[®] SYRINGE – Synovial fluid substitute

Sodium hyaluronate from fermentation 0.5%. Synovial fluid substitute. 10 ml pre-filled syringe in a sterile pack for single use. Sterile by moist heat.

Composition:

1 ml isotonic solution contains 5.0 mg sodium hyaluronate from fermentation, sodium chloride, disodium phosphate, sodium dihydrogen phosphate and water for injections.

Indications:

To relieve pain, improve mobility and promote joint recovery by flushing out irrigating solution and substituting the synovial fluid following arthroscopic procedures or joint lavage of the shoulder or knee joint.

Contra-indications:

Known hypersensitivity to any of the constituents of the product.

Interactions:

Avoid using VISCOSEAL[®] SYRINGE with materials disinfected with quaternary ammonium salt solutions.

Undesirable effects:

No undesirable effects are expected with VISCOSEAL[®] SYRINGE when used in the approved indication and at the dosage prescribed. To date, no cases of infections and allergic reactions causally associated with the use of VISCOSEAL[®] SYRINGE have been reported. However, both risks cannot be completely excluded. The contra-indications must be considered.

Dosage and administration:

The contents and the outer surface of the VISCOSEAL[®] SYRINGE pre-filled

syringe are sterile as long as the sterile pack remains intact. VISCOSEAL[®] SYRINGE should be used at the end of the arthroscopy after completion of the normal irrigating procedure. Take the pre-filled syringe out of the sterile pack. Remove the cap, attach a suitable needle and secure it by turning slightly. Remove any air bubble, if present, before injection. Introduce VISCOSEAL[®] SYRINGE into the joint cavity. Alternatively, the pre-filled syringe may be placed directly into a portal in the joint. The introduction of VISCOSEAL[®] SYRINGE into the joint cavity will help to wash out the remaining irrigation solution.

Precautions:

The general precautions for arthroscopic procedures should be observed. VISCOSEAL[®] SYRINGE should be instilled accurately into the joint cavity. As no clinical evidence is available on the use of sodium hyaluronate in children, pregnant and lactating women, treatment with VISCOSEAL[®] SYRINGE is not recommended in these cases. Any solution not used immediately after opening must be discarded. Otherwise the sterility is no longer guaranteed and this may be associated with a risk of infection. Do not use if the pre-filled syringe or the sterile pack are damaged. Store between 2 °C and 25 °C! Do not use after the expiry date indicated on the box. Keep out of the reach of children.

Characteristics and mode of action:

Arthroscopy is a common procedure to visualise, diagnose and treat problems inside a joint. The joint is normally irrigated with solutions such as saline or Ringer lactate before and during arthroscopy in order to allow a clear view of the operation site and to rinse out debris. There is

evidence that the presence of these solutions in the joint after irrigation may be detrimental to the cartilage. Furthermore, during the procedure the synovial fluid, which has particular viscoelastic and protective properties due to its hyaluronic acid content, is washed from the joint. Therefore, although the intervention may result in a long-term improvement of joint function, in the short-term patients may suffer from post-arthroscopy complaints like pain, swelling and impaired mobility of the joint. VISCOSEAL[®] SYRINGE has been developed to relieve these symptoms and promote joint recovery. It contains a highly purified specific fraction of hyaluronic acid produced by fermentation and is devoid of animal protein. Flushing VISCOSEAL[®] SYRINGE solution through the joint cavity will help remove the remaining irrigating solution and efficiently coat all surfaces of the joint. The VISCOSEAL[®] SYRINGE solution left in the joint will act as a lubricant and a shock absorber and its macromolecular meshwork will prevent the free passage of inflammatory cells and molecules through the joint cavity.

Presentation:

1 pre-filled syringe of 50 mg/ 10 ml VISCOSEAL[®] SYRINGE in a sterile pack for single use.

To be used by a physician only.

Last revision date: 2019-10

The text of this information may vary depending on the country where the product is authorised. In this case, the national authorisation prevails.

VISCOSEAL®

SYRINGE Sodium Hyaluronate 0.5%



1. Mathies B. Effects of Viscoseal, a synovial fluid substitute, on recovery after arthroscopic partial meniscectomy and joint lavage. *Knee Surg Sports Traumatol Arthrosc.* 2006;14(1):32-9.
2. Balazs EA, Denlinger JL. Viscosupplementation: A new concept in the treatment of osteoarthritis. *J Rheumatol.* 1993;20(Suppl 39):3-9.
3. Bulstra SK, Kuijter R, Eerdmans P, Van der Linden AJ. The effect in vitro of irrigating solutions on intact rat articular cartilage. *J Bone Joint Surg Br.* 1994;76-B:468-70.
4. Gulihar A, Bryson DJ, Taylor GJ. Effect of different irrigation fluids on human articular cartilage: an in vitro study. *Arthroscopy.* 2013;29(2): 251-6.
5. Chu CR, Izzo NJ, Papas NE, Fu FH. In vitro exposure to 0.5% bupivacaine is cytotoxic to bovine articular chondrocytes. *Arthroscopy.* 2006;22(7): 693-9.
6. Gomoll AH, Kang RW, Williams JM, Bach BR, Cole BJ. Chondrolysis after continuous intra-articular bupivacaine infusion: an experimental model investigating chondrotoxicity in the rabbit shoulder. *Arthroscopy.* 2006;22(8):813-9.
7. Lo IK, Sciore P, Chung M, Liang S, Boorman RB, Thornton GM, et al. Local anesthetics induce chondrocyte death in bovine articular cartilage disks in a dose- and duration-dependent manner. *Arthroscopy.* 2009;25(7):707-15.
8. Farkas B, Kvell K, Czompoly T, Illés T, Bardos T. Increased chondrocyte death after steroid and local anesthetic combination. *Clin Orthop Relat Res.* 2010;468(11):3112-20.
9. Campo MM, Kerkhoffs GM, Sieravelt IN, Weeseman RR, van der Vis HM, Albers GH. A randomised controlled trial for the effectiveness of intra-articular Ropivacaine and Bupivacaine on pain after knee arthroscopy: the DUPRA (Dutch Pain Relief after Arthroscopy)-trial. *Knee Surg Sports Traumatol Arthrosc.* 2012;20(2):239-44.
10. Villamor A, Lloveras J, Camacho L, Ojeda A, Alonso A, Cami J, et al. Viscoseal aids recovery after arthroscopy - A single blind, randomised, multicentre study. *Osteoarthritis Cartilage.* 2004;12(Suppl B):S82. Abstract No.: P200.
11. Anand S, Singiseti K, Srikanth KN, Bamforth C, Asumu T, Buch K. Effect of sodium hyaluronate on recovery after arthroscopic knee surgery. *J Knee Surg.* 2016;29(6):502-9.
12. Thein R, Haviv B, Kidron A, Bronak S. Intra-articular injection of hyaluronic acid following arthroscopic partial meniscectomy of the knee. *Orthopedics.* 2010;33(10):724.
13. Chau JY, Chan WL, Woo SB, Cheng SC, Wong TM, Wong TK, et al. Hyaluronic acid instillation following arthroscopic anterior cruciate ligament reconstruction: a double-blinded, randomised controlled study. *J Orthop Surg (Hong Kong).* 2012;20(2):162-5.
14. Marcheggiani Muccioli GM, Wykes P, Hundle B, Grassi A, Roatti G, Funk L. Effects of a synovial fluid substitute on early recovery after arthroscopic subacromial decompression of the shoulder. *Musculoskelet Surg.* 2015;99(2):121-6.
15. Funk L, Wykes PR. Synovial fluid replacement in arthroscopic shoulder surgery - A randomised, prospective, controlled trial. *Osteoarthritis Cartilage.* 2004;12(Suppl B):S126-7. Abstract No.: P309.
16. de Heus JAC, Vuylsteke KH, Declercq GA. [The effect of intraarticular hyaluronic acid after arthroscopic meniscus surgery: results of a randomized, controlled, blinded clinical trial]. *Die Wirkung von intraartikulärer Hyaluronsäure nach einer arthroskopischen Meniskusoperation. Ergebnisse aus einer randomisierten, kontrollierten Blindstudie.* *OUP.* 2016;5(10):582-91. German
17. Hempfling H. Intra-articular hyaluronic acid after knee arthroscopy: a two-year study. *Knee Surg Sports Traumatol Arthrosc.* 2007;15(5):537-46.
18. Cohen DR, Olivier O, Jahraja HA, Kemp G, Hunter J, Waseem M. Synovial fluid replacement in arthroscopic shoulder surgery. *J Bone Joint Surg Br.* 2009;91-B(Suppl 1):118.
19. Perez-Caballer A, Alcocer L, Macule F, Vaquero J, Villamor A. Use of hyaluronic acid for the treatment of pain in knee arthroscopy. *J Bone Joint Surg Br.* 2009;91-B(Suppl 1):141-2.



TRB CHEMEDICA AG
Otto-Lilienthal-Ring 26
85622 Feldkirchen/Munich
Germany

TRB Chemedica International SA
Rue Michel-Servet 12
1206 Geneva
Switzerland
+41 22 703 49 00
www.trbchemedica.com



TRB

Your experience
Your expertise
Your expectations